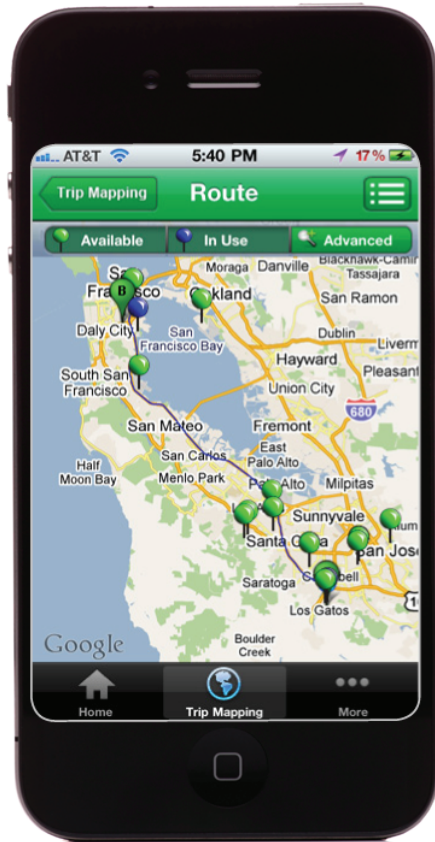


FREE ChargePoint mobile apps available for iPhone, Android and Blackberry. Download today from your mobile phone's app store.

- \* SEARCH for stations near your destination or along your route.
  - \* FIND stations not in use.
  - \* NAVIGATE to a station.
  - \* RESERVE a station.
- ...and do it ALL from your smart phone!




## Welcome to ChargePoint Network!

### How to use a ChargePoint charging station.

#### Look for the UIC reader symbol.

Hold your ChargePoint card or contactless credit card over the UIC reader symbol on any ChargePoint Network charging station.



Reader Symbol

#### IMPORTANT!

You must use the same ChargePoint card to start and stop a charging session. If you see a ChargePoint charging station without the reader symbol, for example a home charging station, you won't need to use a ChargePoint card or contactless credit card.

#### Log in to your ChargePoint account.

Set SMS and email alerts for:


- \* Vehicle Fully Charged
- \* Plug-Out Detection
- \* Ground Fault Detection (GFCI Trip)
- \* Over-Current Detection

View all usage history for your public charging including:

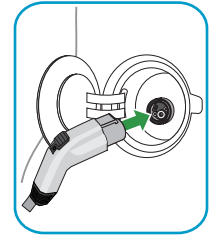
- \* Start and End times
- \* Energy (kWh) Used
- \* Greenhouse Gases Saved
- \* Occupied Time
- \* Location

#### To start a charging session:

1. Hold your card over the station's reader symbol. After authorizing, the station displays a message indicating you can remove the SAE J1772™ connector from the holster and plug it into your electric vehicle.



2. Remove the charging station's connector by pressing down on the button at the top of the handle while pulling the connector from its holster. Plug the connector into your electric vehicle. The station displays a message indicating the vehicle is charging.



#### To stop a charging session:

1. Hold your card over the station's reader symbol. The station displays a message indicating that charging has finished and to return the connector to its holster.
2. Return the station's connector to its holster by pressing down on the button at the top of the handle while pulling the connector from your electric vehicle. The station displays the charging duration and cost (if any) of your charging session.

